

Not only do animals provide children with enjoyment they also help with developing skills such as nurturing, responsibility and communication. Adults also need to be aware of the risk of injury from animal bites and scratches. Remember that no matter how friendly the animal, all animals have the potential to injure a child by accident or if provoked. Never let your child approach an animal that is sleeping or eating.

Supervision and Playtime

Always supervise children near animals.

Teach children how to behave towards animals and when to leave them alone. Remember to model these behaviours with your child so they can see how to treat animals kindly and carefully.


Sometimes children can be unintentionally rough, and their quick, excited movements may cause animals to feel threatened.

Make sure children and adults wash their hands after playing with animals.

Safety Proofing

Consider using safety gates, flyscreen doors or other barriers to keep pets and children separated when you can't be there to supervise.

A flyscreen door on your child's bedroom can be a simple way of keeping pets out of the room while children are sleeping, this allows you to see and hear your child.



Caring for Your Pet

Make sure pets are exercised and played with daily.

Animals need to be up to date on vaccinations, worming and health checks. Animals that are unwell may be irritable, and some diseases found in animals can be transferred to humans.

Have pets desexed if not intended for breeding.

Provide animals with time and space away from children, and teach children not to approach animals that are eating or sleeping. Children should be supervised when feeding.

Ensure that dogs are trained to sit, stay and come.

Choose pets that are suited to your family's lifestyle and environment.

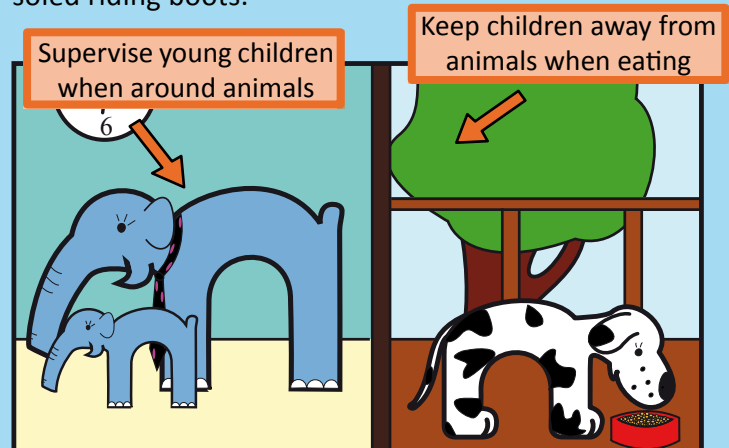
Talk to professionals, such as the RSPCA, about choosing, socialising and training pets.

Farm Animals

Supervise children at all times when around farm animals and where possible keep children out of paddocks and stables.

Have a securely fenced play area attached to the house for children to play in that is separate from farm animals.

If children are going to ride horses ensure that they are suited to their age and riding ability and that they always wear well fitted riding helmets and smooth soled riding boots.



Supervise young children when around animals

Keep children away from animals when eating

How Accidents can be Prevented

STEP 1 – Spot the hazards

Use this brochure and other Kidsafe resources to help you spot hazards in your home and yard.

STEP 2 – Decide how to deal with the hazard

This depends on the hazard you are treating and you will have to decide what is best for your family and home.

- As a rule, it is best to remove the hazard
- The next best solution is to guard against the hazard (e.g. a fence or fly screens)
- After this, you can use safety locks and gear (e.g. cupboard locks)
- As a last resort you can rely only on supervising the child closely and keeping them within reach

Never depend on telling children not to do something. The younger the child the more difficult it is for them.


STEP 3 – Make the changes

Once you have decided how to deal with the hazard, do it straight away. You will feel more relaxed and children will be able to play more safely.

Combine any barriers you put in place with adult supervision and education.



Animal Related Injuries



For More Information

Kidsafe ACT

(02) 6290 2244

www.kidsafeact.com.au

The Kidsafe Centre
Collett Place, Pearce

RSPCA rspca-act.org.au

1300 4 RSPCA (777 22)

12 Kirkpatrick Street Weston (off Cotter Road) ACT
2611 Australia



Proudly Sponsored by



Proudly Supported by

