

Children are naturally curious and will play with household objects that are sharp, dangerous and can trap their hands, feet or head. Knives, sharp utensils and other dangerous objects need to be kept up high and out of reach of young children. Folding furniture (prams, ironing boards etc.) can be a trapping hazard and all furniture should be checked for sharp corners and sharp protruding parts.

Furniture

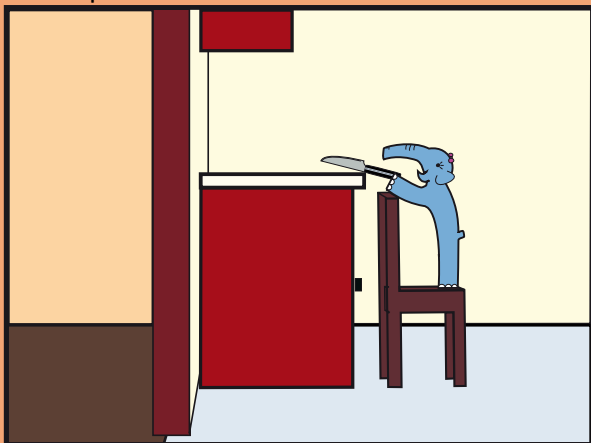
Highchairs and other furniture should be free from sharp edges or mechanisms that can cut or trap fingers. Use the 5-point safety harness and ensure that the highchair is stable.

Beds, bunkbeds and cots should be placed away from windows and ceiling fans.

Keep any upright fans off when children are around to avoid cuts and lacerations from the blades.

Ensure that all furniture, barbeques and heaters are stable and secure so that they are unable to pinch fingers or fold up suddenly. Put movable furniture, especially foldable kinds (such as ironing boards), away immediately after use.

Check all furniture for sharp protruding objects and cover sharp corners.



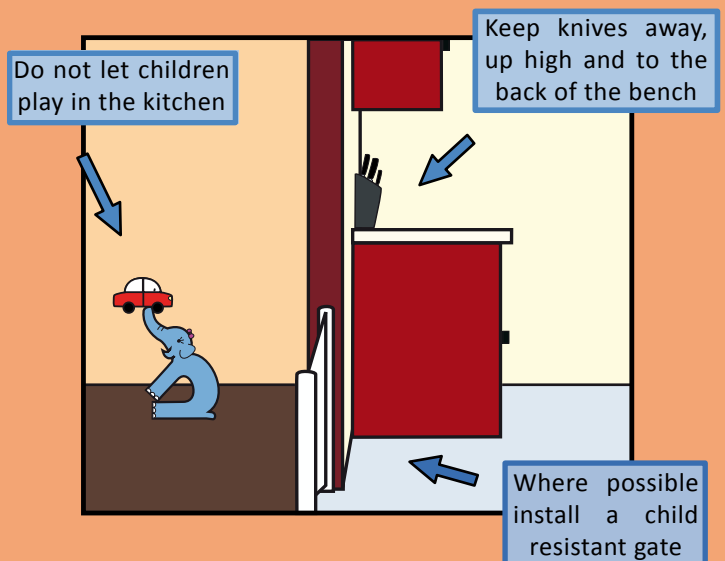
Prevention

Make sure you throw away chipped, cracked and damaged crockery and glasses as soon as you can and clean up any breaks straight away.

Use high storage areas for items that pose the greatest danger to children (1.5 metres off the ground). Use low storage areas (e.g. under the kitchen sink, drawers) for items that pose less of a risk to children. Drawers and cupboards that can be reached by children should be fitted with child-resistant latches to prevent finger jams and to prevent children from accessing knives and other sharp objects.

Ensure that doors have suitable hinges and that they are able to be hinged back and kept open. Always check for children before closing doors to avoid slamming fingers.

Use safety glass or safety film on low level glass, especially in loungerooms and children's bedrooms. Keep chairs and other movable furniture away from windows; this is to prevent children from leaning on them and falling into or through windows.



Removal

Keep lighters, knives, scissors and other sharp and dangerous objects out of reach and do not let young children use scissors or knives.

Lawn mowers, gardening equipment, power tools and other electrical equipment should be stored out of access from children and make sure dangerous tools and chemicals are locked up and away. Motors should never be left unattended when switched on.

Workbenches should be kept clear and tools and chemicals should be returned to their storage area immediately after use. Ensure that children are always kept separate from work activities.

How Accidents can be Prevented

STEP 1 – Spot the hazards

STEP 2 – Decide how to deal with the hazard

This depends on the hazard you are treating and you will have to decide what is best for your family and home.

- As a rule, it is best to remove the hazard
- The next best solution is to guard against the hazard (e.g. safety film on glass)
- After this, you can use safety locks and gear (e.g. cupboard locks)
- As a last resort you can rely only on supervising the child closely and keeping them within arms reach

Never depend on telling children not to do something. The younger the child the more difficult this is for them.

STEP 3 – Make the changes

Once you have decided how to deal with the hazard, do it straight away. You will feel more relaxed and children will be able to play more safely.

Combine any barriers you put in place with adult supervision and education.

For more information

Kidsafe ACT

(02) 6290 2244


The Kidsafe Centre

Collett Place, Pearce

www.kidsafeact.com.au



Cuts and Abrasions



Proudly Sponsored by



Proudly Supported by

