


Children have sensitive skin and can be injured by burns, scalds and electrocution more quickly and easily than adults. Children need to be supervised by adults when near hot liquids, surfaces and electrical appliances, and need to be taught the dangers these can pose. It is important to make sure that your home has working smoke alarms fitted, and to make sure adults and children know what to do in the event of a fire.

Fire Safety

Install Australian Standard compliant smoke alarms in or near bedrooms and sleeping areas. Ensure they are working at all times and change the batteries once a year at the end of daylight savings. Should the alarm go off accidentally, open doors and windows or use a newspaper or magazine to fan the smoke away from the alarm instead of removing the batteries.

Make a home fire escape plan and make sure children and adults know what to do in the event of an emergency.

Research fire extinguishers and/or blankets and consider installing them in your home, garage and workshop.



Burns

Gas ovens should have a flame failure device fitted to cut off the gas supply after a few seconds when heat is undetected.

If possible fit a stove guard, oven guard and knob covers to make sure children can't access or operate ovens and stoves.

Turn saucepan and pot handles away from the front of the stove and use the back hotplates first. If you need to leave the kitchen while cooking turn off the stove and turn it back on when you return.


Keep lighters and matches out of reach of children.

Install your clothes dryer up high or fit a child-resistant latch to the door. Clean the lint filter before or after every load and consider turning it off at the wall when not in use.

Unplug the iron immediately after use and consider purchasing a specialised container that allows you to put a hot iron away and out of reach while it cools down.

Hair-dryers, straighteners and other heated styling tools should be switched off and stored up high and out of reach of children immediately after use.

Supervise children near barbeques and open fires and dress them in low fire-risk clothing. Turn off the gas for barbeques and outdoor gas heaters after use and disconnect the bottle.



Scalds

Make sure that your hot water is delivered at a maximum of 50 degrees to at least your laundry and bathrooms. Fit child-resistant tap covers to hot water taps and make sure all taps are marked clearly.

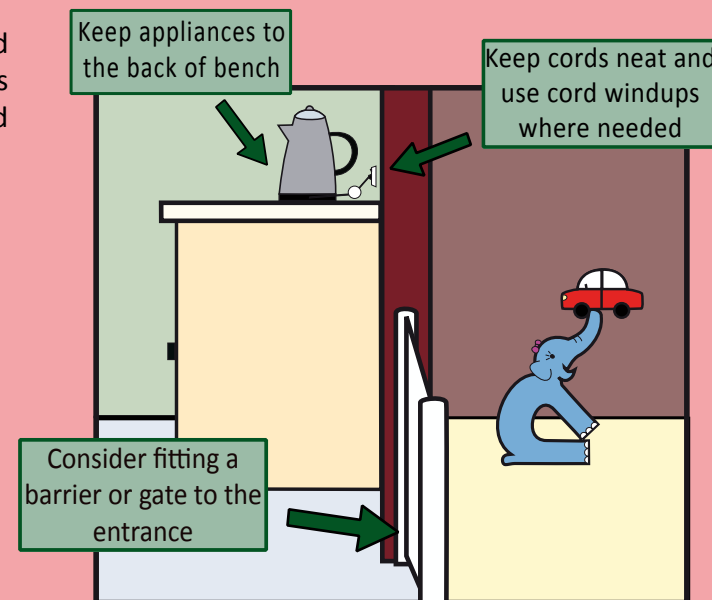
Test the bath temperature before placing children in the water. 37 degrees is the recommended temperature for babies and children. When you run a bath or turn on the shower turn the cold tap on first, then hot to bring the water to the temperature required, finish with cold water to cool the spout.

Never hold a child and a hot drink at the same time.

Use non-slip placemats instead of tablecloths so that children can't pull the table's content onto themselves.

The water in your kettle will stay hot for a long time after it has boiled. Try to only boil as much water as you need, and keep the kettle pushed to the back of the bench with the cord tied up short and neat.

Microwaves heat food and liquids unevenly, so it is best to avoid using them to heat bottles and food for children. If you do need to use a microwave make sure foods and liquids are mixed carefully after heating and before giving them to children.



Electrocution

Use electrical safety switches. These switches turn the power off when there is a fault, before people are injured. They are installed by an electrician to your switchboard.

Fit safety plugs or covers to unused power points. Where possible avoid using double adaptors, power boards and extension leads.

Keep electrical cords and appliances away from water. Be particularly careful in rooms, such as the laundry and bathroom, where the floor should be kept dry and spills mopped up immediately.


Don't use electric blankets with children younger than two, or those still bed-wetting.

Supervise children while using electrical appliances such as toasters. Never try to remove bread from the toaster while it's still plugged in, especially with metal cutlery.

Dry your hands and your child's hands carefully before touching electrical appliances.

Avoid using portable heaters in the bathroom and in children's bedrooms.

Consider fitting a barrier or keeping the door closed with a child-resistant latch or handle cover to the kitchen, laundry and bathroom.



How Accidents can be Prevented

STEP 1 – Spot the hazards

Use this brochure and other Kidsafe resources to help you spot hazards in your home.

STEP 2 – Decide how to deal with the hazard

This depends on the hazard you are treating and you will have to decide what is best for your family and home.

- As a rule, it is best to remove the hazard
- The next best solution is to guard against the hazard (e.g. a gate)
- After this, you can use safety locks and gear (e.g. cupboard locks)
- As a last resort you can rely on supervising the child closely and keeping them within reach

Never depend on telling children not to do something. The younger the child the more difficult it is for them.

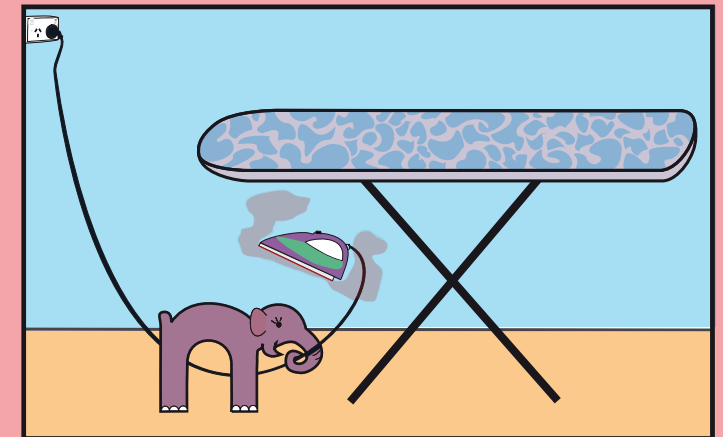
STEP 3 – Make the changes

Once you have decided how to deal with the hazard, do it straight away. You will feel more relaxed and children will be able to play more safely.

Combine any barriers you put in place with adult supervision and education.



Burns, Scalds and Electrocution



For more information

Kidsafe ACT

(02) 6290 2244 www.kidsafeact.com.au

The Kidsafe Centre
Collett Place, Pearce

ACT Fire Brigade www.firebrigade.act.gov.au

General Enquiries (02) 6205 2927

In an Emergency Call 000



Proudly Sponsored by



Proudly Supported by

