

The most common cause of death through injury to young children is drowning. Young children drown quickly and quietly and can drown in as little as a few centimetres of water. An adult should be within arm's reach whenever a child is in or near water.

Outdoors

Pools and spas should be fully enclosed by a fence with a self-closing, self-latching gate that is never propped open. Fences should not provide footholds for children to climb.

Remove objects or plants that children could use to climb over and access the pool or spa area.

Use non-slip flooring around pools and spas and keep the area clear of toys and furniture that children can trip on.


Store toys and pool equipment out of the pool. Put them away after use to stop children from falling in when trying to get them out of the pool or enclosure.

Fit strong wire mesh over water features and ponds to prevent children falling into the water.

Store containers such as eskies, buckets and wading pools upside down or on their side so they don't fill with water when it rains.

Keep a CPR chart within the pool area at all times.

Avoid putting barbeques and furniture in the pool or spa enclosure.



Indoors

Keep the plug for sinks and baths up high and out of reach. This way if children turn on the tap they can't fill the bath or sink on their own. Also consider fitting child-resistant tap covers to prevent children turning the water on by themselves.

Empty baths, sinks, pots, buckets and other water containers as soon as you're finished with them. Keep wet nappy buckets and soaking buckets up high and choose buckets with a firm-fitting lid.

Keep the door or lid of the washing machine closed and consider fitting a child-resistant latch if one is not built in.

Consider fitting a barrier or gate to the entrance of the laundry, bathroom and toilet or keep the door closed and fit a child-resistant latch or handle cover.

Supervision and Skills

Never leave children alone around water and make sure that an adult is within arm's reach at all times. If you must leave the area take children with you.

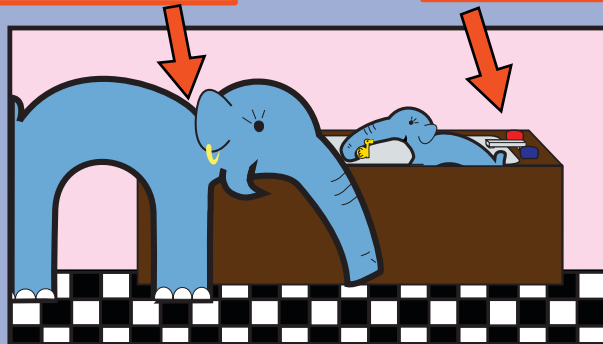
Establish rules for safe play around water. Older children and adults should model safe behaviour for young children.

Consider learning first aid and CPR skills.

REMEMBER: Supervising young children around water means having an adult within arm's reach at all times.

Always supervise children in the bath

Fit child-resistant tap covers



How Accidents can be Prevented

STEP 1 – Spot the hazards

Use this brochure and other Kidsafe resources to help you spot hazards in your home.

STEP 2 – Decide how to deal with the hazard

This depends on the hazard you are treating and you will have to decide what is best for your family and home.

- As a rule, it is best to remove the hazard
- The next best solution is to guard against the hazard (e.g. a gate or barrier)
- After this, you can use safety locks and gear (e.g. tap covers)
- As a last resort you can rely on supervising the child closely and keeping them within reach

Never depend on telling children not to do something. The younger the child the more difficult it is for them.

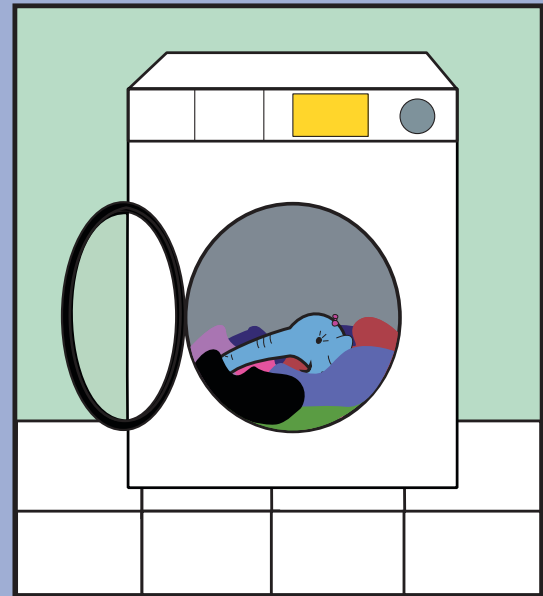
STEP 3 – Make the changes

Once you have decided how to deal with the hazard, do it straight away. You will feel more relaxed and children will be able to play more safely.

Combine any barriers you put in place with adult supervision and education.



Near Drowning



For more information

Kidsafe ACT

(02) 6290 2244

The Kidsafe Centre
Collett Place, Pearce

Royal Life Saving Society

www.royallifesaving.com.au

ACT (02) 6260 5800



Proudly Sponsored by



Proudly Supported by

